



ACP2026 REVIEW

The Australasian College of Phlebology
26th Annual Scientific Meeting

THANK YOU

ACP2026, held from 24–27 April 2026 at the Park Hyatt Melbourne, brought together a vibrant community of professionals, researchers, and thought leaders from across the Asia-Pacific region and beyond.

The event featured dynamic keynote presentations, engaging panel discussions, and interactive workshops exploring the latest advancements and challenges in the field.

We hope attendees left inspired, informed, and energised to drive progress within their practices.

A special acknowledgement is also extended to the companies who contributed to the dedicated Training Day for our College trainees. Their support, expertise, and commitment to education provided invaluable learning opportunities for the next generation of phlebology professionals, helping to strengthen practical skills, foster confidence, and encourage continued professional development within the specialty.

The Gala Dinner was another highlight of ACP2026, bringing delegates together for an elegant evening inspired by the Golden Age of Hollywood. Many attendees embraced the theme with enthusiasm, dressing as their favourite characters and icons of the period, adding glamour, fun, and a wonderful sense of occasion to the night.

Congratulations to Dr Preshy Varghese who won the best poster award, for his poster titled "Comparative Outcomes of Radial-Emitting and Bare-Tip Laser Fibres in Endovenous Laser Ablation: Evidence Review and Clinical Implications".

Congratulations also to Ashleigh Robinson, who won the prize draw for a free conference registration.

A sincere thank you to all our speakers, delegates, sponsors, and partners who helped make ACP2026 a resounding success.

We look forward to welcoming you to the next Annual Scientific Meeting, to be held at QT Queenstown from 30 April to 3 May.

Join us for what promises to be another memorable and inspiring event.

Gilles, Zivka and Jan

ACP Conference Organising Committee




108 MEDICAL DELEGATES



37 SPEAKERS



51 PRESENTATIONS



16 EXHIBITORS



CONFERRING CEREMONY

MESSAGE FROM THE PRESIDENT

Dr Stephen Benson

Dear Friends and Colleagues,

The Annual Scientific Meeting of The Australasian College of Phlebology, was recently held in Melbourne bringing together leading clinicians, researchers, and practitioners in the field. The conference served as a dynamic platform for the exchange of the latest advances, research findings, and clinical practices related to venous, lymphatic and lipoedema disorders. This year's event featured international guest speaker Dr Kathryn Melherbe from South Africa and also Professor Vaughan Keeley from the UK, as well as outstanding local faculty and trainees. Their collective contributions added both local and global perspectives and insights to the program.

Topics covered ranged from innovations in vein treatments, venous thrombosis and prevention, lymphedema, lipoedema and vascular malformations right through to a fascinating session on AI in Medicine, with world class presentations from the three speakers. Workshops and live demonstrations also provided hands-on learning experiences for all attendees.

The day prior to the conference was a trainee day, with small group tutorials on a variety of topics. The feedback from the trainees was very positive, with many finding the information both accessible and pitched at the right level.

At the Conferring Ceremony, our trainees were presented with awards for their level of education and training attained, and we enjoyed a very interesting Ken Myers Oration from Prof. Robert Medcalf. We also acknowledge our wonderful MC, Dr Louis Loizou, and the academic procession under the Chancellorship of Professor Andre Van Rij.

In addition to the trainees, Order of Phlebology Medals were awarded to Dr Kathryn Malherbe, Dr Anne Padbury and Dr Lisa Marks, Emeritus Fellowship to Dr Sue Galiigan and Dr Anne Padbury, and Honorary Fellowship to Dr David Connor.


Within the Conference, the trainee oral presentations and posters were of an excellent standard. The award for best trainee poster presentation went to Preshy Varghese, for his Comparative Outcome of Radial Emitting and Bare-tip Laser Fibres.

In addition to education, attendees also benefited from the fostering of greater collaboration within the phlebology community and beyond. Particularly pleasing were comments from other Specialties such as Radiology, Dermatology and Haematology of how friendly, open-minded and inclusive this Phlebology Conference was, and the Phlebology Community as a whole, were. Reaffirming the importance of multidisciplinary approaches and international cooperation in advancing the care and treatment of venous and lymphatic disease.

The Australasian College of Phlebology held a Members meeting during the Conference, to discuss the rationalisation and streamlining of the Committees. Simplifying Committee structure was seen as a positive by all present, and hopefully paves the way for more Members to have input into the College and join a Committee. The Board welcomes and encourages all Members, not just Fellows, to express an interest in joining a Committee, even if only for a small role. All Members are welcome, with the aim of broadening the input into the affairs of the College and thus furthering the aims and objectives of the College.

Please contact the College office if you would like to contribute.

Finally, thanks to the Speakers, Attendees and Industry Sponsors, all of whom combined to make this a fantastic meeting. I wish to finish with my congratulations to Gilles Laur for the huge success of his first Conference and I look forward to seeing you all in Queenstown next year.



Thank you to all of our Sponsors and Exhibitors









WORDS FROM THE CONVENOR

Dr Gilles Laur

Dear Colleagues,

On behalf of the Australian College of Phlebology, I would like to extend my sincere thanks to all who attended the ACP Scientific Meeting in Melbourne, April 2026.

It was a privilege to welcome such an engaged community of doctors, speakers, sponsors, industry partners, and colleagues for a meeting dedicated to scientific exchange, clinical excellence, and the continuing evolution of phlebology. The strength of a scientific meeting lies not only in its program, but in the quality of the conversations it inspires, the questions it raises, and the professional relationships it renews. In that respect, the Melbourne meeting was a true success.

Over the course of the meeting, we were reminded that phlebology continues to be a dynamic and rapidly developing field. It is a discipline shaped by anatomy, haemodynamics, imaging, intervention, inflammation, wound care, aesthetics, technology, and, above all, careful clinical judgement. The breadth of the program reflected this complexity, bringing together both established knowledge and emerging frontiers in a spirit of rigorous enquiry.

This year's program offered many memorable moments. The sessions on plasmin brought depth and clarity to an important area of vascular science, encouraging us to consider the biological mechanisms that sit beneath clinical practice. The Meyer Oration provided a distinguished and thought-provoking highlight of the meeting, honouring the intellectual tradition of the College while challenging us to look forward with ambition and responsibility. We were privileged to hear an inspiring address from Professor Medcalf, whose contribution gave the program both intellectual weight and a sense of purpose. His presentation reminded us that scientific progress is not an abstract pursuit, but a patient-centred endeavour built on curiosity, persistence, and the courage to ask better questions.

The AI session was another standout. It opened a timely and important discussion on how emerging technologies may shape the future of diagnosis, decision-making, education, research, and clinical practice. Artificial intelligence is already altering the landscape of medicine, and its relevance to venous disease, ultrasound interpretation, workflow, training, documentation, and patient communication will only grow. The session encouraged us to consider not only what these tools can do, but how they should be integrated responsibly, ethically, and intelligently into clinical care.

Equally impressive was the hands-on workshop on facial vein ultrasound and complication management, which offered practical, high-value learning for clinicians. This session combined anatomical precision with real-world clinical relevance and was greatly enriched by the participation of Dr Kathryn Malherbe. Workshops of this calibre are central to the College's educational mission, allowing delegates to refine skills that translate directly into safer and more confident practice.

Beyond the formal sessions, one of the great pleasures of the meeting was the spirit of collegiality throughout the conference. The discussions between sessions, the exchange of clinical experience, and the willingness of delegates to share uncertainty as well as expertise gave the meeting its particular character. Such moments are often where the most enduring learning occurs.

Our sincere thanks go to all speakers, chairs, moderators, delegates, sponsors, and industry partners who contributed to the success of the meeting. Each played an important role in creating a program of substance and a professional environment that was both stimulating and generous.

I am especially grateful to Jan and Zivka for their generous support, skill, and dedication behind the scenes. Their work helped give the event its rhythm, polish, and quiet precision. Scientific meetings depend on visible contributions from the podium, but also on the less visible labour of planning, coordination, problem-solving, and care. Jan and Zivka brought all of these qualities to the meeting, and I thank them warmly.

I also wish to acknowledge our sponsors and partners, whose support made this meeting possible. Their continued engagement allows us to bring together expertise, innovation, and professional connection in service of better patient care. Their presence added value to the meeting and helped create opportunities for delegates to engage with developments in technology, devices, services, and clinical support relevant to modern phlebology.

Finally, I am delighted to announce that the 2027 ACP Scientific Meeting will be held in Queenstown, New Zealand. Queenstown offers a setting of remarkable beauty: a landscape of mountains, water, light, and space. It is a fitting place for our next gathering, where science, collegiality, reflection, and renewed ambition will meet once more.

We look forward to welcoming you there in 2027 for another meeting of high-quality scientific exchange, practical education, and professional connection.

Thank you again for being part of the 2026 Melbourne meeting. Your presence, curiosity, and commitment gave the conference its true substance.



A DELEGATES PERSPECTIVE

Dr Nicholas Teo

Dear Colleagues,

It was great to catch up with so many familiar faces — and to meet a few new ones — at this year's conference.

There was a real buzz across the sessions. It was a privilege to hear such a wide range of expert perspectives — especially around the lymphatic component that underpins so much of what we see in our C3+ patients, but isn't always front of mind. There were also some thought-provoking discussions around the role of AI in medicine and imaging, and where that may realistically fit into clinical practice. The training workshops were a highlight — a chance to step back, refine technique, and pick up the small details that actually change how we practise.

The sponsor booths were also well worth a visit. It's always interesting to see what's coming through the pipeline, and what might realistically make its way into our clinics over the next few years. The Gala dinner didn't disappoint. The Hollywood theme was fully embraced — more than a few Marilyn Monroes — and a standout moment was Dr Stephen Benson's Al Pacino impression, which may have set a new benchmark for future conferences.

A big thank you to the organisers, speakers, and sponsors for putting together such a smooth and enjoyable meeting. Already looking forward to the next one.

Thank you,

Dr Nicholas Teo
ACP Trainee Representative





CONFERRING CEREMONY

The conferring ceremony is a special evening for our graduates and recognising their achievement in passing the various levels of our training program. The evening also recognises individuals for achievement in the field of Phlebology.



Dr Kathryn Malherbe

Award of Excellence for Diagnostic Imaging



Dr Anne Padbury

Award of Excellence for Education and Training in Phlebology



Dr Lisa Marks

Gold Medal for Outstanding Contribution to the Australasian College of Phlebology



EMERITUS FELLOWSHIP



Dr Sue Galligan



Dr Anne Padbury

HONORARY FELLOWSHIP



Dr David Connor



FELLOWSHIP GRADUATES



Dr Babak Khanzadi



Dr Mei-Jo Sung

ADVANCED TRAINING GRADUATES



Dr Megan Reilly



Dr Nicholas Teo

BASIC TRAINING GRADUATES



Dr Hannah Makrides




Dr Ekaterina Malchukova




Dr Columbine Mullins






GALA DINNER









ACP2027

— QT QUEENSTOWN —

30 April - 3 May 2027